

No. 5-1/2023-Desk (PMP)
Government of India
Ministry of Education
Department of School Education & Literacy
(PM POSHAN Division)

Shastri Bhavan, New Delhi.
Dated the 6th October, 2023

Subject: Allocation of food grains to States & UTs under Pradhan Mantri Poshan Shakti Nirman Scheme (PM POSHAN Scheme) for the 3rd Quarter (October to December, 2023) and 4th Quarter (January to March, 2024) of financial year 2023-24.

Department of Food & Public Distribution has concurred the allocation of 961394.66 MTs of food grains, comprising 193341.08 MTs of wheat and 768053.58 MTs of fortified rice vide O.M. No. 4-2/2023-BP-II dated 05.10.2023 (copy enclosed) to States & UTs at National Food Security Act (NFSA) prices i.e. Rs.2.00 per kg of wheat and Rs.3.00 per kg of rice under the PM POSHAN Scheme for the 3rd Quarter (October to December, 2023) and 4th Quarter (January to March, 2024) of financial year 2023-24. Accordingly, the food grains allocation for States & UTs during 3rd and 4th quarters of 2023-24 is enclosed at *Annexure-I* and *Annexure-II* respectively. Allocation of food grains for Balvatika, as approved by PAB for the Financial Year 2023-24 is also enclosed at *Annexure-III*.


2. States & UTs are requested to further allocate the food grains to their districts as per their requirement on the basis of approved number of children and working days under intimation to this Department as well as to Food Corporation of India (FCI) for supply of food grains accordingly.
3. After receiving food grains allocation from the States & UTs, the District Administration will send a schedule (periodicity and date/week) of lifting of food grains to the local FCI depot depending upon its requirement, transportation convenience and storage capacity. The validity period for lifting of food grains for the month of October will be 30 days from the date of the dated 05.10.2023 of Department of Food & Public Distribution and for the subsequent months, the validity period will be as per extant guidelines.
4. District Administration may lift allocated food grains on monthly, bi-monthly or quarterly basis as indicated in its schedule, in accordance with the guidelines issued by Department of Food & Public Distribution, Ministry of Consumer Affairs, Food & Public Distribution, Govt. of India vide their letter No. 1-2/2008-BP.II dated 18.9.2008, from the FCI godowns starting from the 1st day of the month preceding the allocation quarter and up to 25th of the last month of the allocation quarter. Districts officers are, therefore, required to be directed to lift the food grains accordingly.
5. Payment of the cost of food grains will be made by District authorities within 20 days of the receipt of bills from FCI as per the guidelines issued by this Department vide letter No. 1-15/2009-Desk(MDM) dated 10.2.2010. The guidelines for decentralization of payment of cost of food grains to FCI at district level under PM POSHAN Scheme (erstwhile Mid Day Meal Scheme) may also be downloaded from the website of this Department www.mdm.nic.in. These instructions may be followed strictly by all the States & UTs.

Contd....2/-

6. Procedure laid down in para 3.6 to 3.9 of the above mentioned guidelines dated 10.02.2010 on decentralization of payment of cost of food grains shall be followed meticulously to ensure that the best quality food grains, which in any case will not be inferior to Fair Average Quality (FAQ), is lifted from the FCI godown. The process followed at the time of receipt of food grains from FCI depots should be repeated at each level till the food grains reach the end user to ensure that only good quality food grains are delivered for consumption by children. Records/samples to ensure quality should be maintained at all levels.

7. As per para 5.4 of PM POSHAN Guidelines, a monthly report on off take, payment and quantity of food grains sent to schools/cooking agency may be furnished in the prescribed format latest by 15th of the following month on regular basis.

Encl: As above.


6/11/2023

(K. C. Meena)

Under Secretary to the Govt. of India


कैलाश चन्द मीना/Kailash Chand Meena
अवर सचिव/Under Secretary
भारत सरकार/Govt. of India
शिक्षा मंत्रालय/Ministry of Education
स्कूल शिक्षा एवं साक्षरता विभाग/Dio School Education & Literacy
शास्त्री भवन, नई दिल्ली/Shastri Bhawan, New Delhi

To,

The Additional Chief Secretaries/ Principal Secretaries/ Secretaries to the Government of State Govt. & UT Administration dealing with PM POSHAN Scheme

Copy to:

1. The Executive Director (Sales), Food Corporation of India, 16-20, Barakhamba Lane, New Delhi – 110 001 with the photocopy of the above mentioned OM of the Department of Food & Public Distribution for issuing instruction to all concerned to make available at least of FAQ quality of foodgrains at the FCI godowns, facilitate lifting of the same and submit bills to district authorities within 10 days after lifting for payment by them.
2. The Under Secretary, Department of Food & Public Distribution (BP-II Section), Krishi Bhavan, New Delhi w.r.t. their OM No. 4-2/2023-BP-II dated 05.10.2023
3. The Directors, PM POSHAN Scheme of all the States & UTs for necessary action.
4. PPS to JS(PM POSHAN)
5. Director(AB)/Deputy Secretary(DA)/US(SA)


6/11/2023

(K. C. Meena)

Under Secretary to the Govt. of India

कैलाश चन्द मीना/Kailash Chand Meena
अवर सचिव/Under Secretary
भारत सरकार/Govt. of India
शिक्षा मंत्रालय/Ministry of Education
स्कूल शिक्षा एवं साक्षरता विभाग/Dio School Education & Literacy
शास्त्री भवन, नई दिल्ली/Shastri Bhawan, New Delhi

सं. 4-2/2023-बीपी-II (ई-383033)
Government of India/ भारत सरकार
Ministry of Consumer Affairs, Food and Public Distribution/
उपभोक्ता मामले, खाद्य और सार्वजनिक वितरण मंत्रालय
Department of Food and Public Distribution/ खाद्य और सार्वजनिक वितरण विभाग

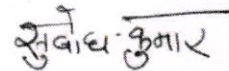
Krishi Bhawan, New Delhi / कृषि भवन, नई दिल्ली : 110001
Dated/ दिनांक: 4 अक्टूबर, 2023
05

कार्यालय ज्ञापन

Subject: Allocation of foodgrains under PM POSHAN Scheme for the second half of the financial year 2023-24 i.e. for the period 01.10.2023 to 31.03.2024 - reg.

The undersigned is directed to refer to Department of School Education & Literacy, Ministry of Education's O.M. No. 5-1/2023-Desk (PMP) dated 26.09.2023 on the above mentioned subject and to convey the approval of this Department for allocation of 193341.08 MTs Wheat and 768053.58 MTs Fortified Rice for 3rd and 4th quarters of 2023-24 i.e. from 01.10.2023 to 31.03.2024 to Department of School Education & Literacy, Ministry of Education at NFSA rate i.e. Rs. 2 per kg for wheat and Rs. 3 per kg for rice under the PM POSHAN Scheme.

2. The validity period for lifting of foodgrains will be 30 days from the date of issue of this letter.
3. The Department of School Education & Literacy may communicate State/UT-wise allocation of the allocated quantity of foodgrains to FCI and States/UTs well in time and ensure its lifting within the stipulated validity period by States/UTs.
4. Food Corporation of India (FCI) may issue fortified rice and wheat as per State/UT-wise allocation for the year 2023-24 with monthly breakup to be made by the Department of School Education and Literacy.
5. The Department of School Education & Literacy, Ministry of Education may ensure that FCI gets full payment in respect of foodgrains released by it to States/UTs under the Scheme & utilization certificates are furnished by the State/UT Governments to it in time. They are also requested to make payment of outstanding amounts to FCI without any delays as FCI bears huge amount of interest on unpaid outstanding amount.



(सुबोध कुमार)

Under Secretary to the Government of India/ भारत सरकार के अवर सचिव

ईमेल : subodh.kum@gov.in

दूरभाष: 011-23073798

Department of School Education & Literacy, Ministry of Education
[Kind attention: Shri K. C Meena, Under Secretary], Shastri Bhawan, New Delhi.

Copy for information and necessary action to:

1. Secretary, Department of School Education & Literacy, Ministry of Education, Shastri Bhawan, New Delhi- **It is requested that commodity-wise requirement of coarse grains be furnished at the earliest to consider it subject to availability of stock to be confirmed by FCI/States/UTs..**
2. The CMD (FCI), New Delhi.
3. GM (Sales), FCI, New Delhi
4. US (BP-I&III)/ US (FC A/Cs)/ US (Policy-III), DFPD
5. Guard File


Pradhan Mantri Poshan Shakti Nirman (PM POSHAN) Scheme

Allocation of foodgrains for the 3rd quarter of 2023-24

(For the period 01.10.2023 to 31.12.2023)

(In MTs)

Sl. No.	State/UT	PRIMARY 3rd Quarter					UPPER PRIMARY+STC 3rd Quarter								
		No. of children approved by PAB for 2023-24	No. of Working Days approved by PAB for 2023-24	Wheat	Rice	Foodgrains (Wheat+Rice)	No. of children approved by PAB for 2023-24	No. of Working Days approved by PAB for 2023-24	Wheat	Rice	Foodgrains (Wheat+Rice)	Wheat	Rice	Foodgrains (Wheat+Rice)	
															7 (5+6)
1	Andhra Pradesh	1717452	220	0.00	5447.47	5447.47	1051560	220	0.00	5501.82	5501.82	220	0.00	10949.28	10949.28
2	Arunachal Pradesh	103935	226	0.00	528.59	528.59	53822	226	0.00	407.34	407.34	0.00	935.93	935.93	
3	Assam	2296654	230	0.00	6761.10	6761.10	1266570	230	0.00	5702.07	5702.07	0.00	12463.17	12463.17	
4	Bihar	7072266	245	0.00	40199.69	40199.69	3756024	245	0.00	30710.87	30710.87	0.00	70910.55	70910.55	
5	Chhattisgarh	1579384	248	0.00	3769.34	3769.34	915888	248	0.00	3392.84	3392.84	0.00	7162.18	7162.18	
6	Goa	94121	238	308.02	308.02	616.04	62946	238	301.39	301.39	602.79	609.41	609.41	1218.83	
7	Gujarat	2501189	246	2506.23	-1493.18	1013.05	1530806	246	2856.86	-814.78	2042.09	5363.09	-2307.96	3055.13	
8	Haryana	939878	242	2268.16	2772.20	5040.36	572366	242	2314.24	2828.52	5142.77	4582.41	5600.72	10183.13	
9	Himachal Pradesh	296703	240	0.00	1923.81	1923.81	197420	240	0.00	1578.43	1578.43	0.00	3502.25	3502.25	
10	Jammu & Kashmir	445462	220	0.00	1212.32	1212.32	259098	220	0.00	1215.00	1215.00	0.00	2427.32	2427.32	
11	Jharkhand	2093860	253	0.00	9642.15	9642.15	966219	253	0.00	6016.08	6016.08	0.00	15658.23	15658.23	
12	Karnataka	2749061	244	2243.41	12043.88	14287.29	1648393	244	20964.08	-8644.99	12319.09	23207.49	3398.90	26606.39	
13	Kerala	1669135	200	0.00	7868.73	7868.73	1085129	220	0.00	8932.17	8932.17	0.00	16800.90	16800.90	
14	Madhya Pradesh	2818176	247	3666.77	7566.02	11232.79	1767717	247	3981.09	7417.48	11398.56	7647.86	14983.49	22631.35	
15	Maharashtra	5539798	239	0.00	21772.47	21772.47	3628678	239	0.00	20254.00	20254.00	0.00	42026.47	42026.47	
16	Manipur	118295	227	0.00	518.29	518.29	35711	227	0.00	223.43	223.43	0.00	741.72	741.72	
17	Meghalaya	337518	200	0.00	653.05	653.05	163462	220	0.00	826.89	826.89	0.00	1479.94	1479.94	
18	Mizoram	91551	200	0.00	342.36	342.36	41552	220	0.00	164.74	164.74	0.00	507.10	507.10	
19	Nagaland	61551	220	0.00	177.77	177.77	31810	220	0.00	218.27	218.27	0.00	396.04	396.04	
20	Orissa	2589929	240	0.00	10202.97	10202.97	1660706	240	0.00	10452.41	10452.41	0.00	20655.38	20655.38	
21	Punjab	995470	245	3170.24	2626.21	5796.45	623964	245	2341.21	1958.03	4299.24	5511.45	4584.24	10095.69	
22	Rajasthan	3992703	238	13465.53	6831.61	20297.14	2145677	238	9807.25	4985.08	14792.33	23272.78	11816.69	35089.47	
23	Sikkim	23132	208	0.00	31.86	31.86	18624	208	0.00	88.77	88.77	0.00	120.64	120.64	
24	Tamilnadu	2249700	220	0.00	13664.74	13664.74	1537879	220	0.00	14377.94	14377.94	0.00	28042.68	28042.68	
25	Telangana	1124244	231	0.00	1238.56	1238.56	544348	231	0.00	-1102.63	-1102.63	0.00	135.92	135.92	
26	Tripura	211723	230	0.00	1009.31	1009.31	127085	230	0.00	896.38	896.38	0.00	1905.69	1905.69	
27	Uttarakhand	371927	238	47.36	1676.51	1723.87	232275	238	45.18	1404.48	1449.66	92.54	3080.99	3173.53	
28	Uttar Pradesh	8328357	248	14826.25	31785.85	46612.11	3760214	248	9609.84	20505.84	30115.68	24436.10	52291.69	76727.79	
29	West Bengal	5559469	245	0.00	18959.50	18959.50	3576075	245	0.00	20295.57	20295.57	0.00	39255.07	39255.07	
30	A&N islands	12611	218	0.00	55.86	55.86	9447	218	0.00	43.46	43.46	0.00	99.32	99.32	
31	Chandigarh	37728	235	-82.67	129.20	46.53	26077	235	-99.72	69.56	-30.15	-182.39	198.76	16.38	
32	D&N Haveli, Daman &	32104	239	0.00	92.72	92.72	20672	239	0.00	99.84	99.84	0.00	192.56	192.56	
33	Delhi	548573	210	-463.73	-109.59	-573.32	507746	220	414.37	529.87	944.24	-49.36	420.29	370.93	
34	Lakshadweep	4604	223	0.00	9.87	9.87	2280	223	0.00	13.99	13.99	0.00	23.86	23.86	
35	Ladakh	8779	224	0.00	31.51	31.51	4212	224	0.00	22.28	22.28	0.00	53.79	53.79	
36	Puducherry	28113	210	0.00	133.20	133.20	19419	220	0.00	154.66	154.66	0.00	287.85	287.85	
	TOTAL	58645155		41955.58	210383.98	252339.55	33851871		52535.80	161027.10	213562.90	94491.38	371411.07	465902.45	


 Kailash Chand Meena
 अवर सचिव/Under Secretary
 भारत सरकार/Govt. of India
 शिक्षा मंत्रालय/Ministry of Education
 स्कूल शिक्षा एवं लिंग शिक्षा विभाग/Div. of School Education & Literacy
 शास्त्री भवन नई दिल्ली/Shastri Bhawan, New Delhi

Pradhan Mantri Poshan Shakti Nirman (PM POSHAN) Scheme
Allocation of foodgrains for the 4th quarter of 2023-24
(For the period 01.01.2024 to 31.03.2024)

(In MTs)

Sl. No.	State/UT	PRIMARY 4th Quarter					UPPER PRIMARY+STC 4th Quarter								
		No. of children approved by PAB for 2023-24	No. of Working Days approved by PAB for 2023-24	Wheat	Rice	Foodgrains (Wheat+Rice)	No. of children approved by PAB for 2023-24	No. of Working Days approved by PAB for 2023-24	Wheat	Rice	Foodgrains (Wheat+Rice)	Wheat	Rice	Foodgrains (Wheat+Rice)	
1	Audhra Pradesh	1717452	220	0.00	5447.47	5447.47	1051560	220	0.00	5501.82	5501.82	0.00	10949.28	10949.28	
2	Arumachal Pradesh	103935	226	0.00	528.59	528.59	53822	226	0.00	407.34	407.34	0.00	935.93	935.93	
3	Assam	2296654	230	0.00	6761.10	6761.10	1266570	230	0.00	5702.07	5702.07	0.00	12463.17	12463.17	
4	Bihar	7072266	245	0.00	40199.69	40199.69	3756024	245	0.00	30710.87	30710.87	0.00	70910.55	70910.55	
5	Chhattisgarh	1579384	248	0.00	3769.34	3769.34	915888	248	0.00	3392.84	3392.84	0.00	7162.18	7162.18	
6	Goa	94121	238	308.02	308.02	616.04	62946	238	301.39	602.79	609.41	609.41	1218.83	1218.83	
7	Gujarat	2501189	246	2506.23	-1493.18	1013.05	1530806	246	2856.86	-814.78	2042.09	5363.09	-2307.96	3055.13	
8	Haryana	939878	242	2268.16	2772.20	5040.36	572366	242	2314.24	2828.52	5142.77	4582.41	5600.72	10183.13	
9	Himachal Pradesh	296703	240	0.00	1923.81	1923.81	197420	240	0.00	1578.43	1578.43	0.00	3502.25	3502.25	
10	Jammu & Kashmir	445462	220	0.00	1212.32	1212.32	259098	220	0.00	1215.00	1215.00	0.00	2427.32	2427.32	
11	Jharkhand	2093860	253	0.00	9642.15	9642.15	966219	253	0.00	6016.08	6016.08	0.00	15658.23	15658.23	
12	Karnataka	2749061	244	2243.41	12043.88	14287.29	1648393	244	20964.08	-8644.99	12219.09	23207.49	3390.90	26606.39	
13	Kerala	1669135	200	0.00	7868.73	7868.73	1085129	200	0.00	8932.17	8932.17	0.00	16800.90	16800.90	
14	Madhya Pradesh	2818176	247	3666.77	7566.02	11232.79	1767717	247	3981.09	7417.48	11396.56	7647.86	14983.49	22631.35	
15	Maharashtra	5539798	239	0.00	21772.47	21772.47	3628678	239	0.00	20254.00	20254.00	0.00	42026.47	42026.47	
16	Manipur	118295	227	0.00	518.29	518.29	35711	227	0.00	223.43	223.43	0.00	741.72	741.72	
17	Meghalaya	337518	200	0.00	653.05	653.05	163462	200	0.00	826.89	826.89	0.00	1479.94	1479.94	
18	Mizoram	91551	200	0.00	342.36	342.36	41552	200	0.00	164.74	164.74	0.00	507.10	507.10	
19	Nagaland	61551	220	0.00	177.77	177.77	31810	220	0.00	218.27	218.27	0.00	396.04	396.04	
20	Orissa	2589929	240	0.00	10202.97	10202.97	1660706	240	0.00	10452.41	10452.41	0.00	20655.38	20655.38	
21	Punjab	995470	245	3170.24	2626.21	5796.45	623964	245	2341.21	1958.03	4299.24	5511.45	4584.24	10095.69	
22	Rajasthan	3992703	238	13465.53	6831.61	20297.14	2145677	238	9807.25	4985.08	14792.33	23272.78	11816.69	35089.47	
23	Sikkim	23132	208	0.00	31.86	31.86	18624	208	0.00	88.77	88.77	0.00	120.64	120.64	
24	Tamilnadu	2249700	220	0.00	13664.74	13664.74	1537879	220	0.00	14377.94	14377.94	0.00	28042.68	28042.68	
25	Telangana	1124244	231	0.00	1238.56	1238.56	544348	231	0.00	-1102.63	-1102.63	0.00	135.92	135.92	
26	Tripura	211723	230	0.00	1009.31	1009.31	127085	230	0.00	896.38	896.38	0.00	1905.69	1905.69	
27	Uttarakhand	371927	238	47.36	1676.51	1723.87	232275	238	45.18	1404.48	1449.66	92.54	3080.99	3173.53	
28	Uttar Pradesh	8320357	248	14826.25	31785.85	46612.11	3760214	248	9609.84	20505.84	30115.68	24436.10	52291.69	76727.79	
29	West Bengal	5559469	245	0.00	18959.50	18959.50	3576075	245	0.00	20295.57	20295.57	0.00	39255.07	39255.07	
30	A&N islands	12611	218	0.00	55.86	55.86	9447	218	0.00	43.46	43.46	0.00	99.32	99.32	
31	Chandigarh	37728	235	-82.67	129.20	46.53	26077	235	-99.72	69.56	-30.15	-182.39	198.76	16.38	
32	D&N H. D & Diu	32104	239	0.00	92.72	92.72	20672	239	0.00	99.84	99.84	0.00	192.56	192.56	
33	Delhi	548573	210	-463.73	-109.59	-573.32	507746	220	414.37	529.87	944.24	-49.36	420.29	370.93	
34	Lakshadweep	4604	223	0.00	9.87	9.87	2280	223	0.00	13.99	13.99	0.00	23.86	23.86	
35	Ladakh	8779	224	0.00	31.51	31.51	4212	224	0.00	22.28	22.28	0.00	53.79	53.79	
36	Paducherry	28113	210	0.00	133.20	133.20	19419	220	0.00	154.66	154.66	0.00	287.85	287.85	
TOTAL		58645155		41955.58	210383.98	252339.55	33851871		52535.80	161027.10	213562.90	94491.38	371411.07	465902.45	
		Requirement of foodgrains for last six month of 2023-24 including Bal Vatika													
							Item	Quantity (in MTs)							
							Rice	768053.58							
							Wheat	193341.08							
							Total	961394.66							

AM
6/11/2023

कैलाश चन्द मीना/Kailash Chand Meena
 अवर सचिव/Under Secretary
 भारत सरकार/Govt. of India
 शिक्षा मंत्रालय/Ministry of Education
 स्कूल शिक्षा एवं साक्षरता विभाग/Dio School Education & Literacy
 शास्त्री भवन, नई दिल्ली/Shastri Bhawan, New Delhi

Pradhan Mantri Poshan Shakti Nirman (PM POSHAN) Scheme
Allocation of foodgrains for the 3rd and 4th quarters of 2023-24
(For the period 01.10.2023 to 31.03.2024)

Sl. No.	State/UT	Bal Vatika 3rd Quarter					Bal Vatika 4th Quarter				
		No. of children approved by PAB for 2023-24	No. of Working Days approved by PAB for 2023-24	Wheat	Rice	Foodgrains (Wheat+Rice)	No. of children approved by PAB for 2023-24	No. of Working Days approved by PAB for 2023-24	Wheat	Rice	Foodgrains (Wheat+Rice)
1	2	3	4	5	6	7 (5+6)	8	9	10	11	12 (10+11)
1	Andhra Pradesh	0	0	0.00	0.00	0.00	0	0	0.00	0.00	0.00
2	Arunachal Pradesh	6176	226	0.00	69.79	69.79	6176	226	0.00	69.79	69.79
3	Assam	196130	230	0.00	952.20	952.20	196130	230	0.00	952.20	952.20
4	Bihar	0	0	0.00	0.00	0.00	0	0	0.00	0.00	0.00
5	Chhattisgarh	43990	248	0.00	29.23	29.23	43990	248	0.00	29.23	29.23
6	Goa	1239	238	5.67	5.67	11.34	1239	238	5.67	5.67	11.34
7	Gujarat	189262	246	1017.71	715.08	1732.79	189262	246	1017.71	715.08	2035.42
8	Haryana	0	0	0.00	0.00	0.00	0	0	0.00	0.00	0.00
9	Himachal Pradesh	39518	240	0.00	80.78	80.78	39518	240	0.00	80.78	80.78
10	Jammu & Kashmir	138898	220	0.00	1012.15	1012.15	138898	220	0.00	1012.15	1012.15
11	Jharkhand	36406	253	0.00	-169.86	-169.86	36406	253	0.00	-169.86	-169.86
12	Karnataka	0	0	0.00	0.00	0.00	0	0	0.00	0.00	0.00
13	Kerala	120345	200	0.00	669.69	669.69	120345	200	0.00	669.69	669.69
14	Madhya Pradesh	0	0	0.00	0.00	0.00	0	0	0.00	0.00	0.00
15	Maharashtra	0	0	0.00	0.00	0.00	0	0	0.00	0.00	0.00
16	Manipur	15594	227	0.00	45.72	45.72	15594	227	0.00	45.72	45.72
17	Meghalaya	123394	200	0.00	296.23	296.23	123394	200	0.00	296.23	296.23
18	Mizoram	13856	200	0.00	82.75	82.75	13856	200	0.00	82.75	82.75
19	Nagaland	39882	220	0.00	211.44	211.44	39882	220	0.00	211.44	211.44
20	Orissa	134881	240	0.00	701.38	701.38	134881	240	0.00	701.38	701.38
21	Punjab	194719	245	1192.65	1192.65	2385.31	194719	245	1192.65	1192.65	2385.31
22	Rajasthan	6994	238	-72.67	-36.33	-109.00	6994	238	-72.67	-36.33	-109.00
23	Sikkim	5945	208	0.00	24.82	24.82	5945	208	0.00	24.82	24.82
24	Tamilnadu	0	0	0.00	0.00	0.00	0	0	0.00	0.00	0.00
25	Telangana	7537	231	0.00	61.10	61.10	7537	231	0.00	61.10	61.10
26	Tripura	6625	230	0.00	-8.66	-8.66	6625	230	0.00	-8.66	-8.66
27	Uttarakhand	46186	238	4.11	545.50	549.61	46186	238	4.11	545.50	549.61
28	Uttar Pradesh	0	0	0.00	0.00	0.00	0	0	0.00	0.00	0.00
29	West Bengal	985503	245	0.00	5946.97	5946.97	985503	245	0.00	5946.97	5946.97
30	A&N islands	2841	218	0.00	17.13	17.13	2841	218	0.00	17.13	17.13
31	Chandigarh	7604	235	-8.79	53.82	45.02	7604	235	-8.79	53.82	45.02
32	D&N H, D & Diu	2359	239	0.00	15.67	15.67	2359	239	0.00	15.67	15.67
33	Delhi	56760	210	40.47	40.47	80.94	56760	210	40.47	40.47	80.94
34	Lakshadweep	1226	223	0.00	5.38	5.38	1226	223	0.00	5.38	5.38
35	Ladakh	3970	224	0.00	18.87	18.87	3970	224	0.00	18.87	18.87
36	Puducherry	7064	210	0.00	36.08	36.08	7064	210	0.00	36.08	36.08
	TOTAL	2434904		2179.16	12615.72	14794.88	2434904		2179.16	12615.72	15188.43

6/8/2023
 कैलाश चन्द मीना/Kailash Chand Meena
 अवर सचिव/Under Secretary
 भारत सरकार/Govt. of India
 शिक्षा मंत्रालय/Ministry of Education
 कक्षा शिक्षा एवं जनशिक्षण विभाग/Dio School Education & Literacy
 कक्षा विभाग, नई दिल्ली/Shastri Bhawan, New Delhi